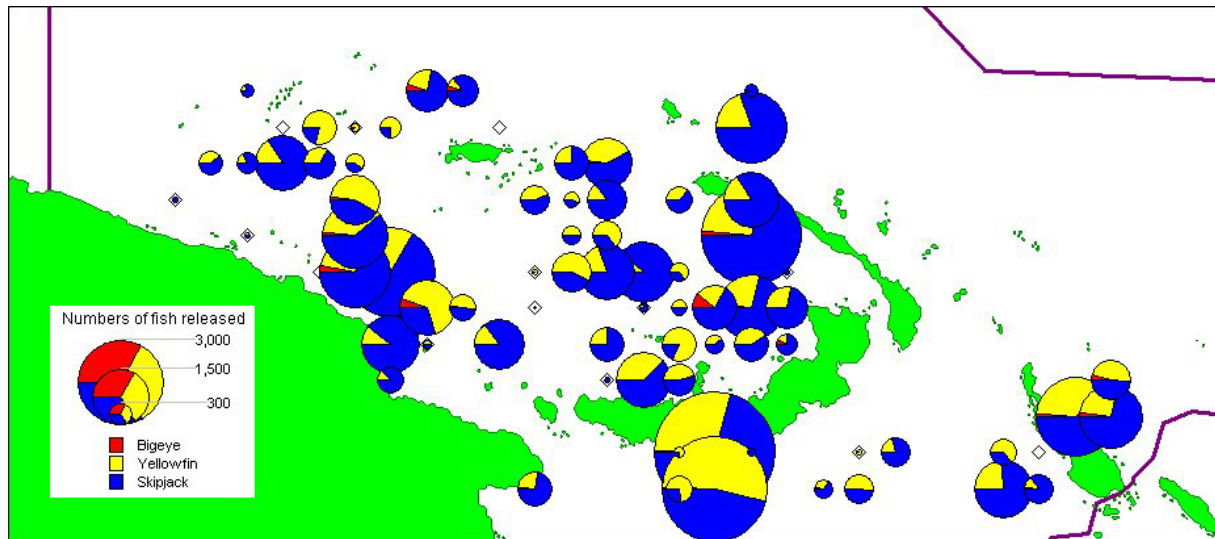


REGIONAL TUNA TAGGING PROJECT – PHASE 1 PNG

MONTHLY TAGGING SUMMARY – AUGUST 2007



TAG RELEASES

No field work has been undertaken since May 2007, therefore the numbers of releases remain unchanged since the previous report (Table 1).

Table 1. Tag releases, August 2006 - May 2007.

	Skipjack	Yellowfin	Bigeye	Total
Conventional tags	40338	20300	633	61271
Archival tags	2	233	48	283
Sonic tags	69	135	18	222
Total	40409	20651	691	61751

TAG RECOVERIES

After a relatively quiet month in July 2007, (210 returns), tag recoveries received a large boost in August, with 833 conventional tags returned, the third best month of the project to date (Figure 1). This brings the total number of tag returns to 5,733, with an overall recovery rate of 9.3%.

Table 2. Conventional tag recoveries, as at 31 August 2007.

	Skipjack	Yellowfin	Bigeye	Total
August 1 st – 31 th recoveries	550	258	25	833
Total to August 31 th	3407 (8.4%)	2135 (10.3%)	191 (27.6%)	5733 (9.3%)

Note: numbers include returns that were double tagged with conventional and electronic tags.

In addition, 4 archival and 2 sonic tag recoveries were received in August, bringing the totals to 30 and 16, respectively (Tables 3 and 4).

Table 3. Archival tag recoveries, as at 31 August 2007.

	Skipjack	Yellowfin	Bigeye	Total
August 1 st – 31 th recoveries	-	1	3	4
Total to August 31 th	1 (50%)	19 (8.2%)	10 (20.8%)	30 (10.6%)

Table 4. Sonic tag recoveries, as at 31 August 2007.

	Skipjack	Yellowfin	Bigeye	Total
August 1 st – 31 th recoveries	-	-	2	2
Total to August 31 th	2 (2.9%)	7 (5.2%)	7 (38.9%)	16 (7.2%)

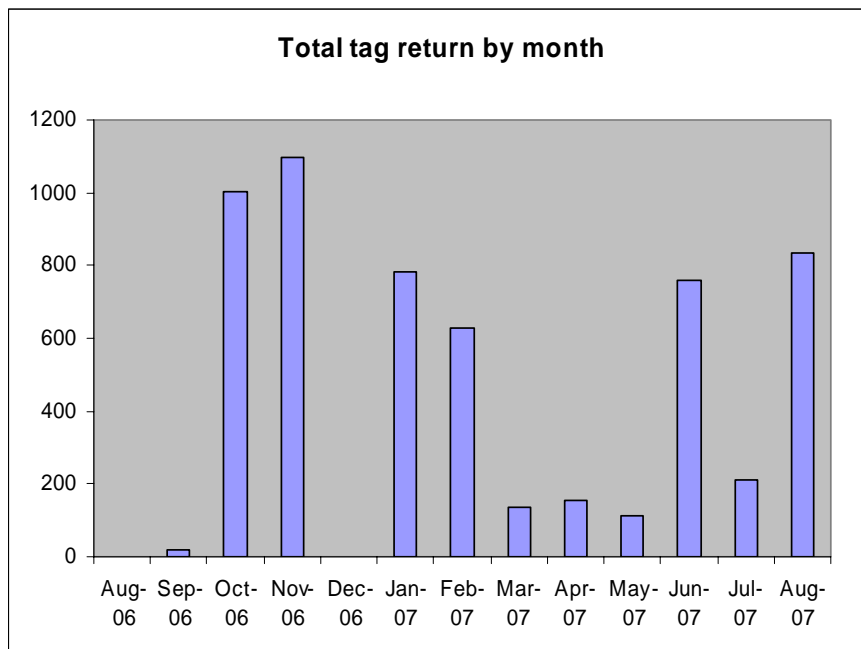


Figure 1. Number of tag returns by month.

The August recoveries were dominated by a large delivery of tags from the RD fishing company in PNG (Table 5). Significant tags recoveries continue to be made by our tag recovery contacts in Japan, Korea and Thailand. New tag recovery arrangements have been instigated in Indonesia (Jayapura and Bitung) and Philippines (General Santos City) resulting in an increase in tag recoveries from these locations.

NATIONAL TAG LOTTERIES

We are planning to conduct a number of national lotteries for tag returns in the near future. Further information and local publicity regarding these events will be made available through the local tag recovery contacts.

Table 5. Number of tag recoveries by source (location found).

Tag return source	August 2007 returns	Total returns
American Samoa	0	5
China	0	1
FSM	0	1
IATTC	0	50
Indonesia	34	34
Japan	60	171
Korea	27	71
Other	0	46
Philippines (direct)	42	56
Philippines (Frabelle)	0	162
PNG (Frabelle)	0	232
PNG (NFA)	0	87
PNG (other)	23	51
PNG (RD)	646	4453
Solomon Islands (Soltai)	0	47
Tagging vessel	0	22
Thailand	1	244
TOTAL	833	5733

Overall, tag recoveries continue to be dominated by PNG flagged or affiliated vessels fishing primarily in the Bismarck Sea, where most of the tagged tuna were released (Table 6). However, significant recaptures of tagged tuna continue to be made by all of the major purse seine fleets (Japan, Korea, Taiwan, Vanuatu).

Table 6. Number of tag recoveries by vessel flag.

Flags	August 2007 returns	Total returns
Non identified	12	185
China	0	10
FSM	0	3
Indonesia	33	35
India	0	1
Japan	60	179
Kiribati	0	5
Korea	27	103
Marshall Islands	0	3
New Zealand	0	1
PNG	663	4726
Philippines	34	300
Solomon Islands	0	57
Taiwan	1	91
United States	0	4
Vanuatu	3	30
TOTAL	833	5733

TAGGED FISH MOVEMENTS

Updated graphics showing the movements of tagged tuna are shown below in Figures 2–4. Skipjack continue to show the greatest mobility, followed by yellowfin and bigeye tuna.

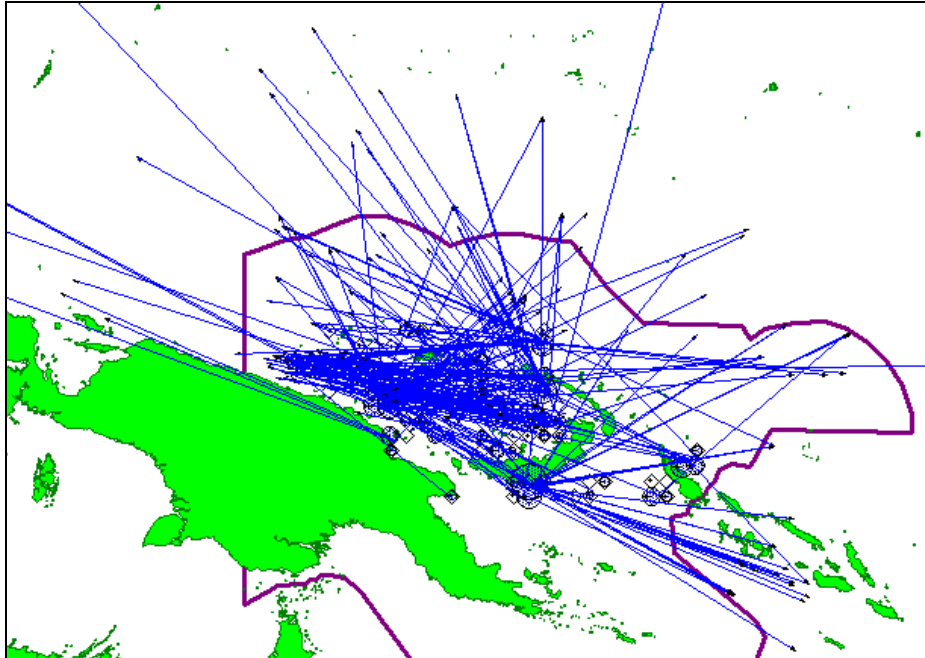


Figure 2. Displacements of tagged SKIPJACK > 300 nmi.

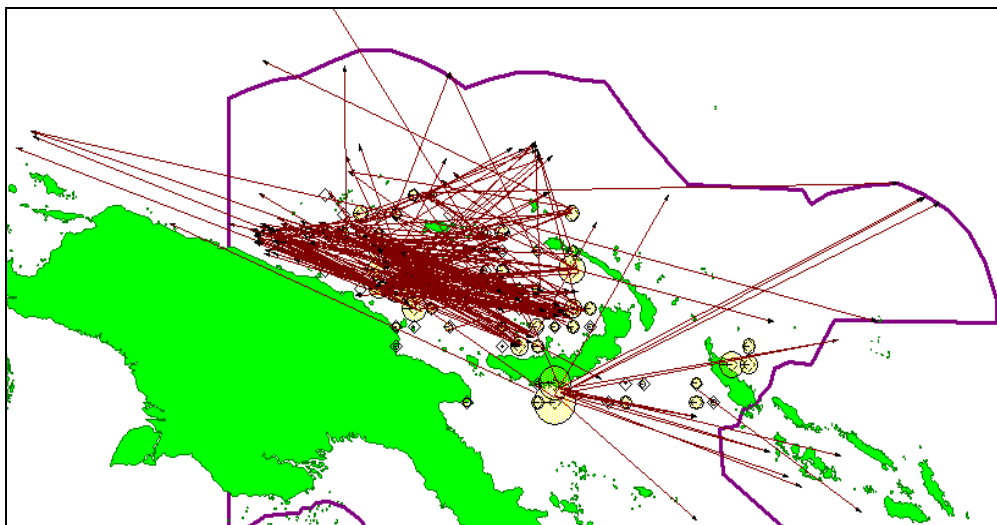


Figure 3. Displacements of tagged YELLOWFIN > 200 nmi.

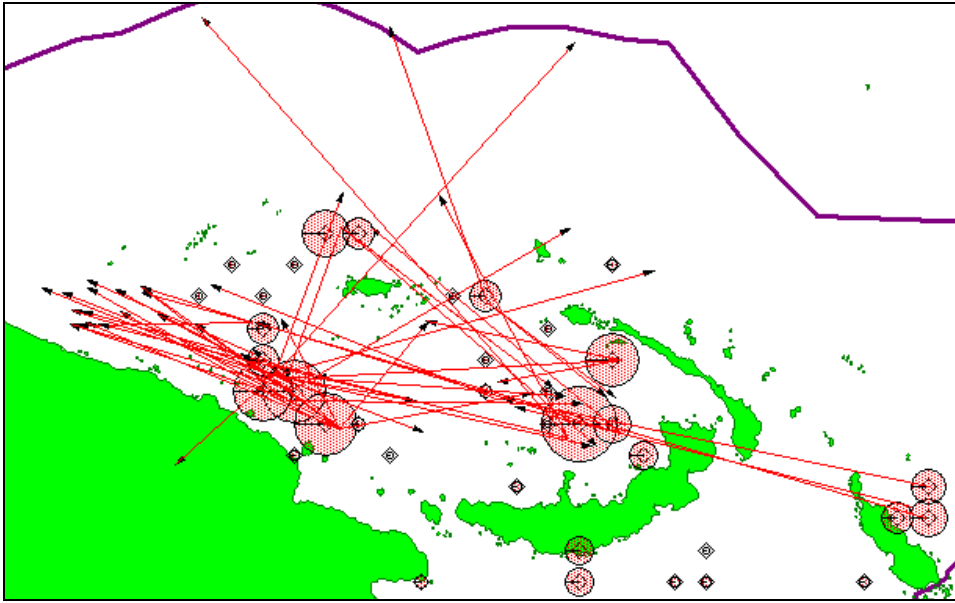


Figure 4. Displacements of tagged BIGEYE > 100 nmi.