



Stock structure in fisheries management



Brad Moore
**Identifying the Spatial Structure of
Pacific Tuna Stocks workshop**
9-12th October 2018



UNIVERSITY *of*
TASMANIA



IMAS
INSTITUTE FOR MARINE
& ANTARCTIC STUDIES

What is a stock?

Fish stock \neq Population

Population: A group of individuals that belong in the same species and live in the same area

Fish stock: Unit defined by management, but generally implies a degree of reproductive isolation

What is a stock?

Multiple definitions, depending on management:

Marr 1957 – a population or portion of a population, of which all members are characterised by similarities which are not heritable, but are induced by the environment. May include members of several different subpopulations

Ihssen 1981 – an intraspecific group of randomly mating individuals with temporal or spatial integrity

Welch et al. 2015 – post-juvenile populations of fish that remain discrete and non-mixing (i.e. independent) and therefore comprise a functional management unit

Begg and Waldman 1999 – a semi-discrete group of fish with some definable attribute of interest to fisheries managers

stock = group of fish that share same demographics

stock = group of fish that share same otolith chemistry

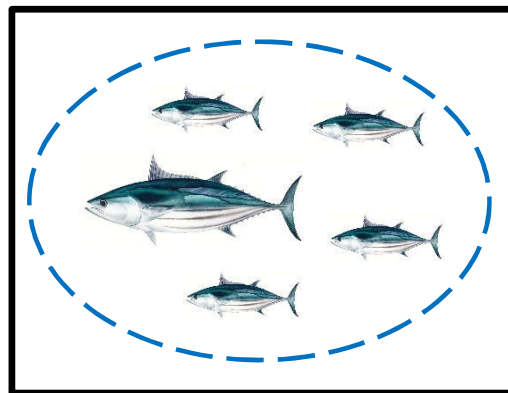
stock = genetically discrete group

What is a stock?

Stock = self-replenishing population, that will maintain itself over time in the absence of other stocks

Assessment models assume group of individuals being assessed (a unit stock) form a discrete entity, with its own origin, demographics, and fate

Assessment boundary = Stock boundary

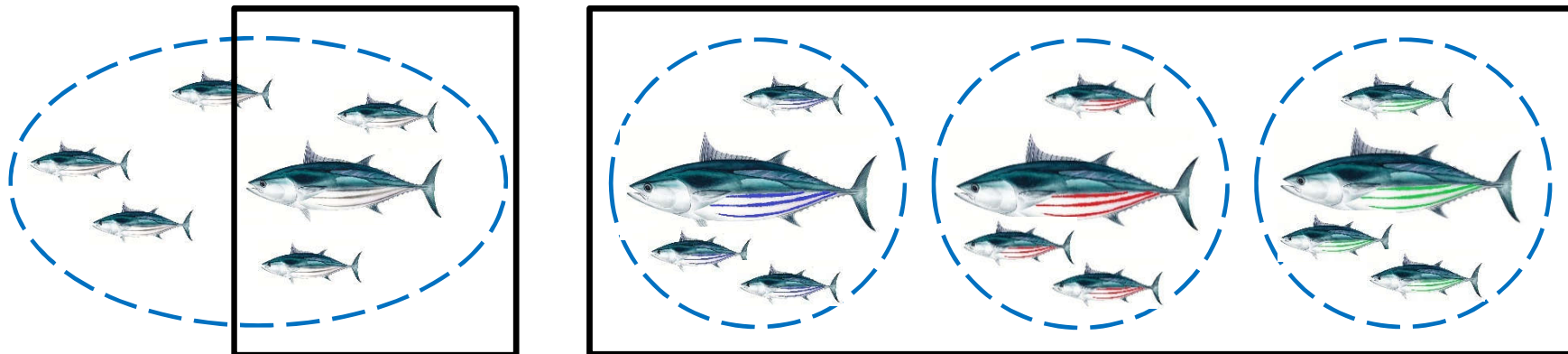


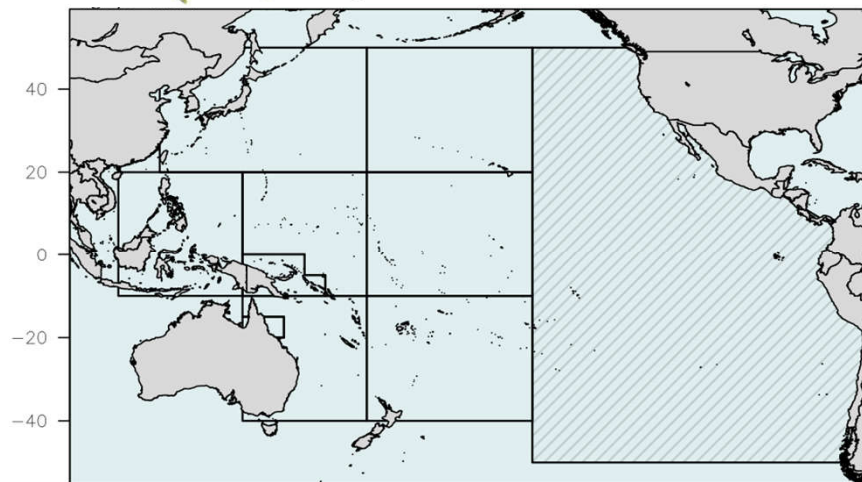

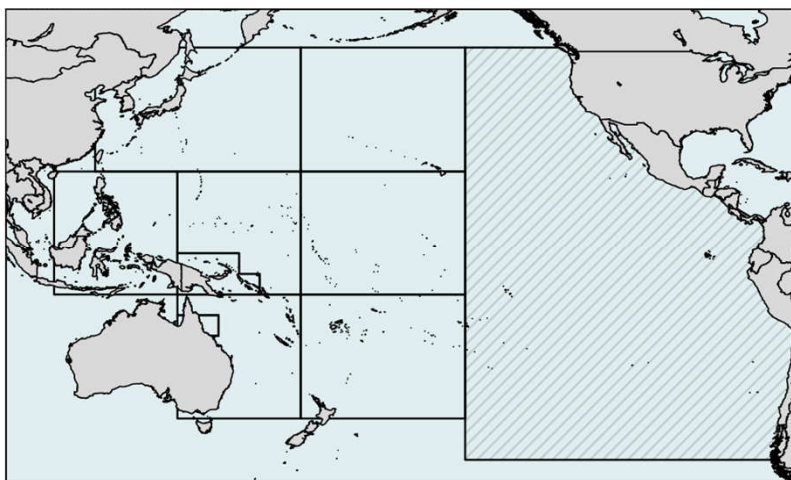
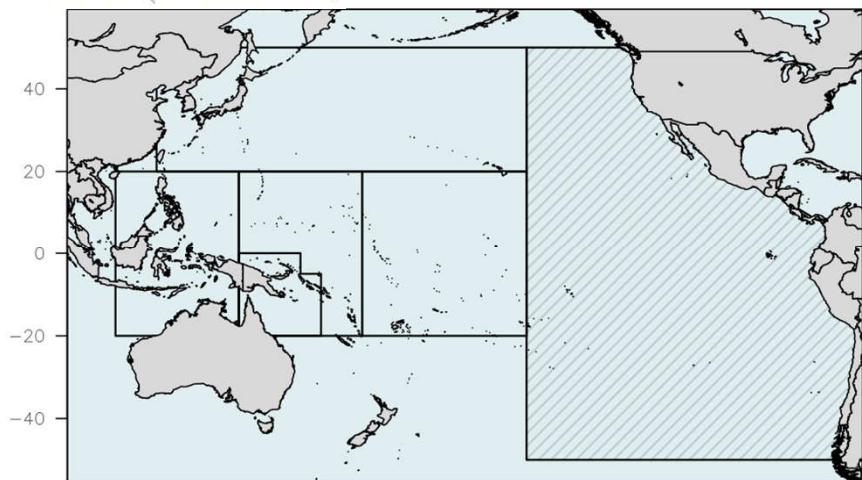
What is a stock?

Stock = self-replenishing population, that will maintain itself over time in the absence of other stocks

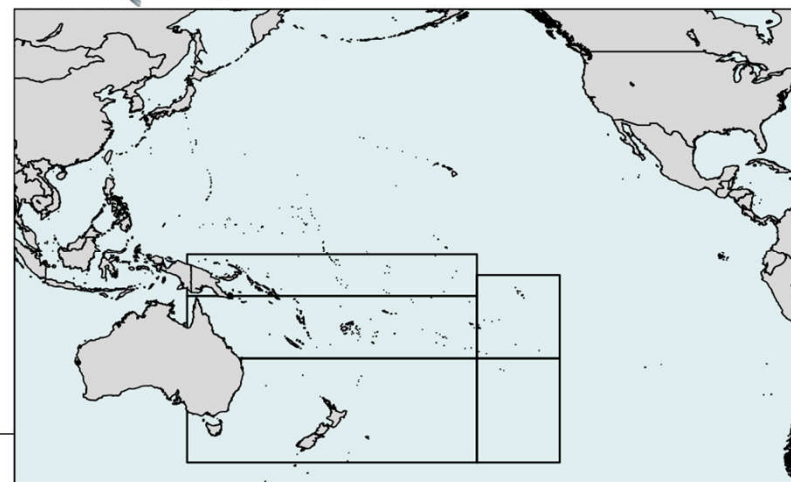
Assessment models assume group of individuals being assessed (a unit stock) form a discrete entity, with its own origin, demographics, and fate

Assessment boundary \neq Stock boundary





100 150 200 250

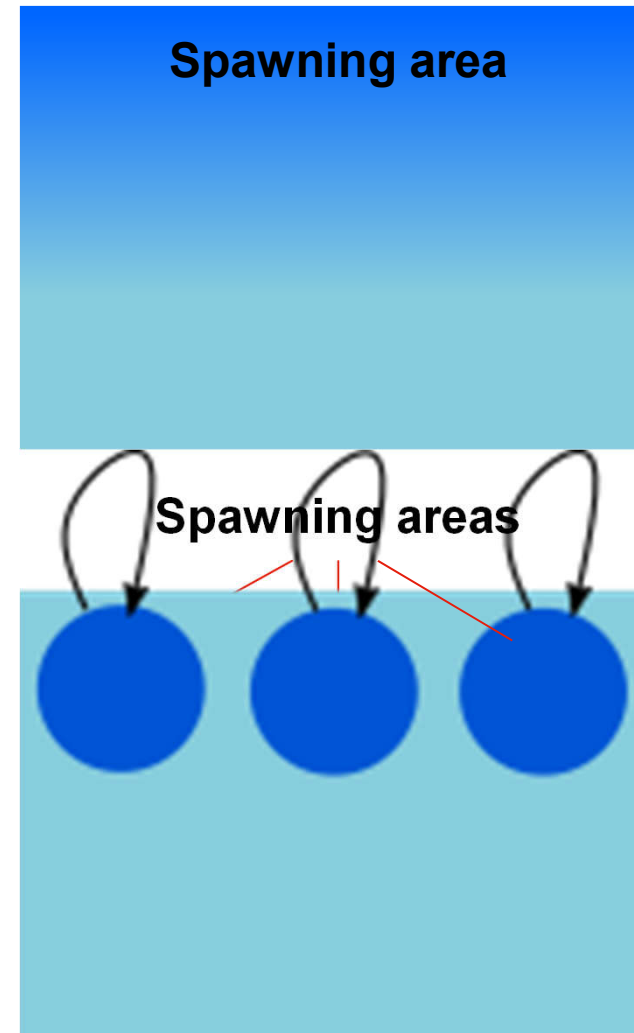



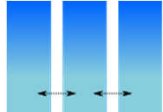

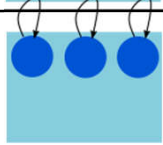
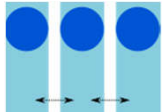
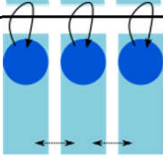
100 150 200 250

What might moderate stock structure of tuna in the Pacific?

1. Spawning behaviour
 - Is spawning opportunistic or discrete?
 - Each of SKY, YFT, BET and ALB considered to spawn in waters $> 24^{\circ}\text{C}$
2. Movement and mixing
 - Considered highly migratory - ?
3. Degree of spawning site fidelity
 - Do individuals use same/natal spawning grounds
4. Environment

Products result in vastly different stock structure scenarios, with different assessment/management implications



	Spawning behavior	Post-larval mobility	Natal homing	Stock structure scenario	Assessment concerns
Tools	- Gonad development - Larval distribution	- Tags (all types) - Molecular markers - Otolith chemistry - Parasites	- Electronic tags - Molecular markers - Chemical markers - Parasites		
	Opportunistic (i.e. spawn in waters over 24°C)	High	--		Limited; must ensure assessment boundary contains the full stock
Low		--		Higher; risk of overfishing less productive stock under single stock assessment, unless spatially-explicit assessment allows for different biological parameters across regions	
Discrete (i.e. use discrete spawning sites)	High	No		Limited; adult mixing should ensure productivity is the same across stocks	
		Yes		Higher; risk of overfishing less productive stock, but cannot be individual assessments due to mixing of adults	
	Low	No		Higher; risk of overfishing less productive stock under single stock assessment, unless spatially-explicit assessment allows for different biological parameters across regions	
		Yes			

This workshop

- How should we define a stock for assessment?
- What are the underlying mechanisms by which observed spatial patterns occur
- What sort of hypotheses can we actually test? What is scaleable?
- How does it fit into the stock assessment framework?
- Would we be doing management any differently?

