



# DATA MANAGEMENT

## PIRFO Debriefers' Workshop

SPC Headquarters  
18<sup>th</sup> – 22<sup>nd</sup> November 2019  
Noumea, New Caledonia



# Presentation Outline



- Data Registry and Entry Process
- Status of Data Provision to SPC
- Status of Data Processed in T2
- Data Dissemination and Reporting

# Data Registry and Entry



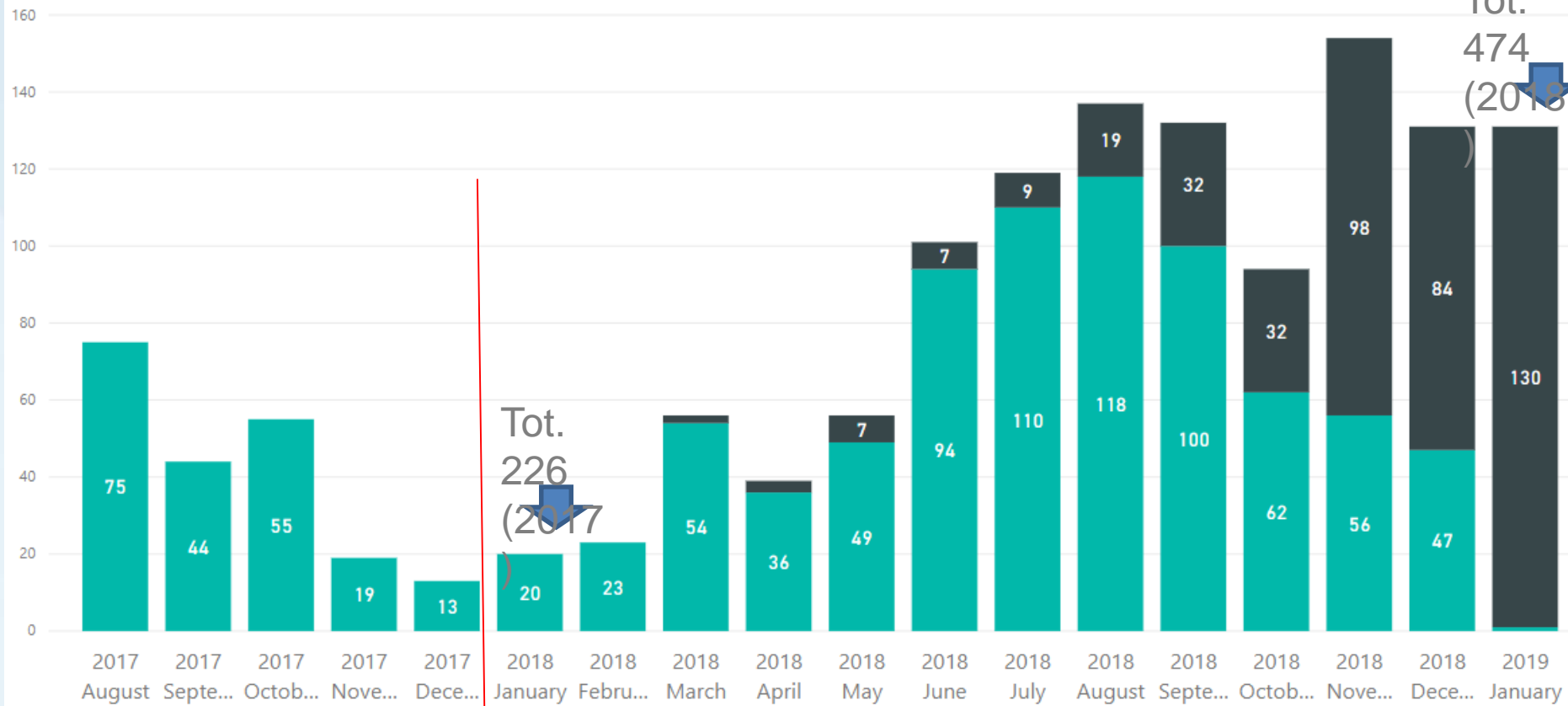
- Observer Trip Placements provided to SPC and entered into T2
- SPC received workbooks from programmes via **hightail**, or any other means such as **hard drive, flash drive, Google drive** and **file servers**
- This include **workbook** plus **reports** (trip report, journal, debriefing evaluation form and score-sheet)
- Each workbook file consists of i.e. trip: **DBA 19-01**
  - SUPP, PS-1, GEN-3, PS-2, PS-3, PS-4, PS-5, GEN-1, GEN-2, GEN-4, GEN-5, GEN-6, TAG RECOVERY FORM
- Preferred file format should be PDF or TIFF
- Check for data completeness (request for re-scan if missing pages)
- Register the trip data into T2 and assigned to DCTs for entry
- Other programmes (FFA, WCPFC, FJ, SB, TO) enter their data directly into T2





## Summary of PS trips entered by month

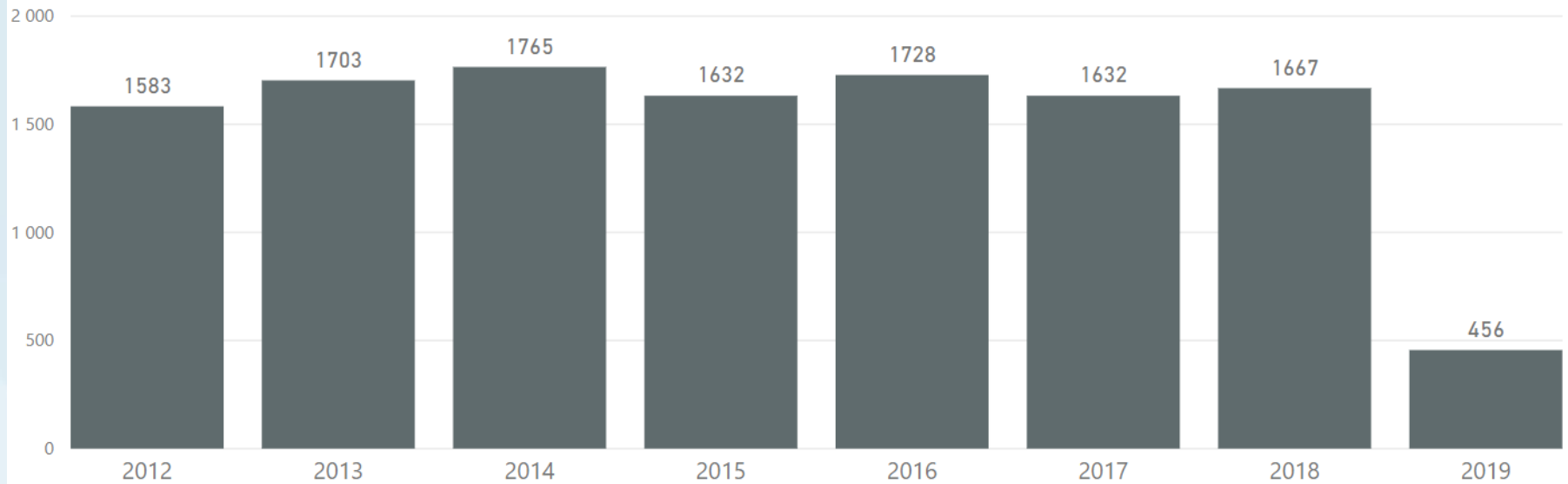
Year ● 2017 ● 2018



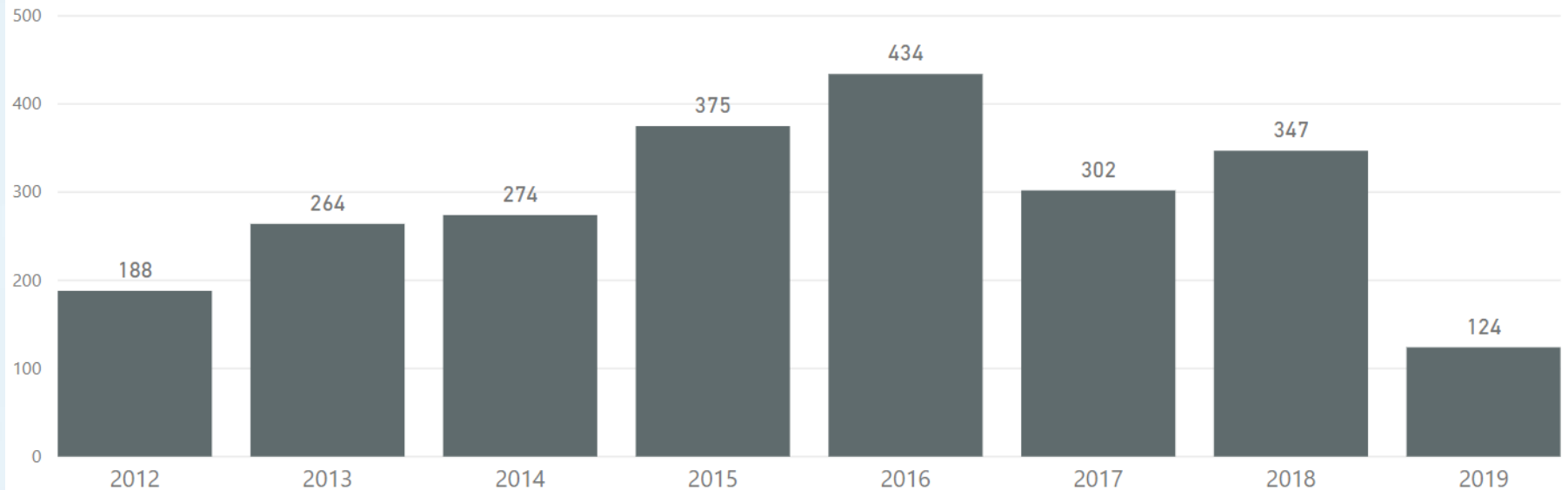
# Status of Data Processed in T2



Purse Seine : Total number of observer workbooks



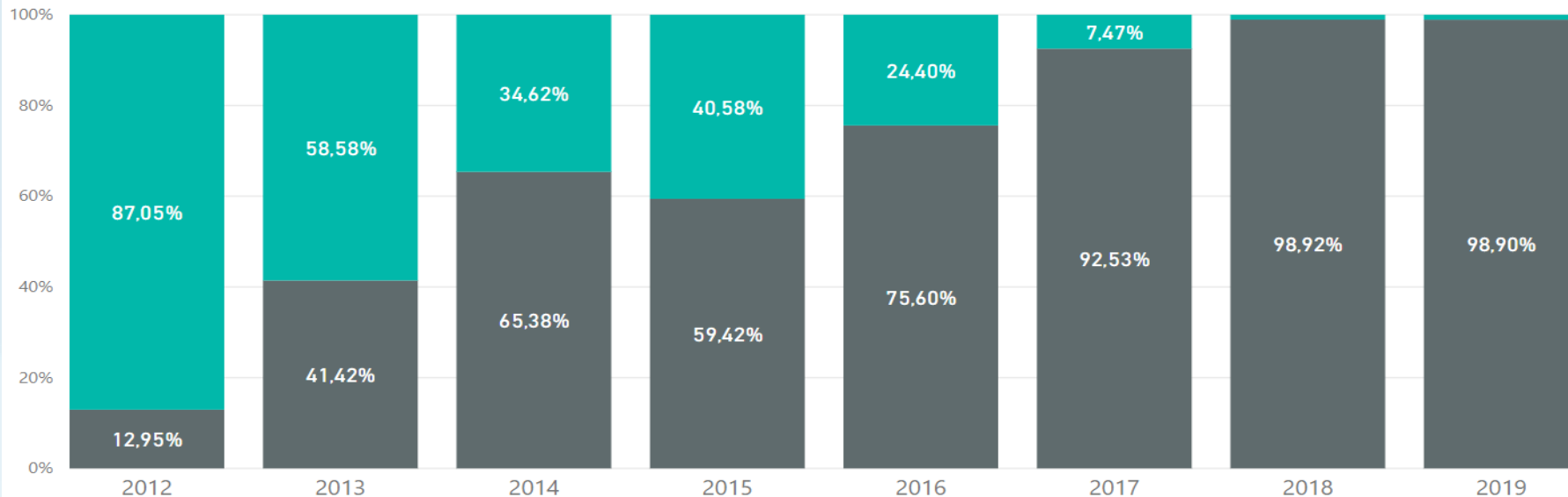
Longline : Total number of observer workbooks



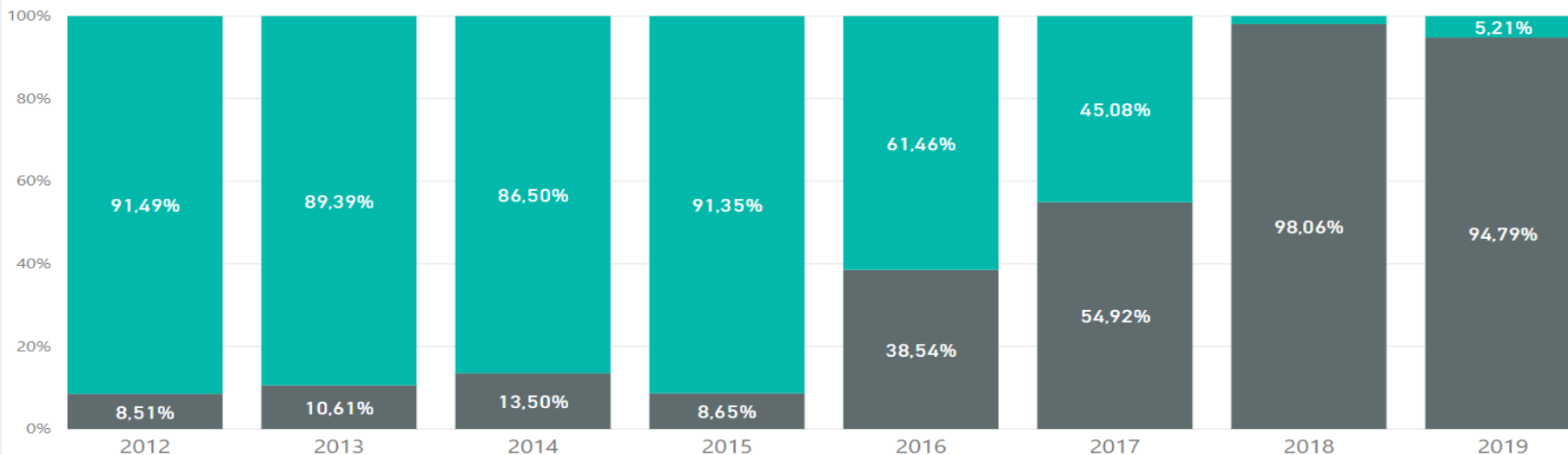
# Status of Debriefed Data in T2



Purse Seine : % of debriefed observer workbooks



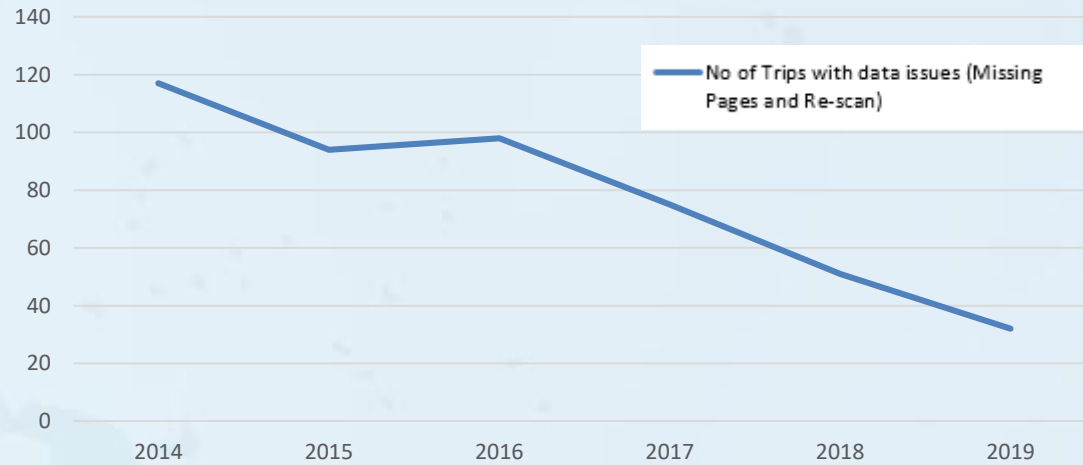
Longline : % of debriefed observer workbooks



# Issues Identified by Data Registry



No. of Trips with data issues (Missing Pages and Re-scan)

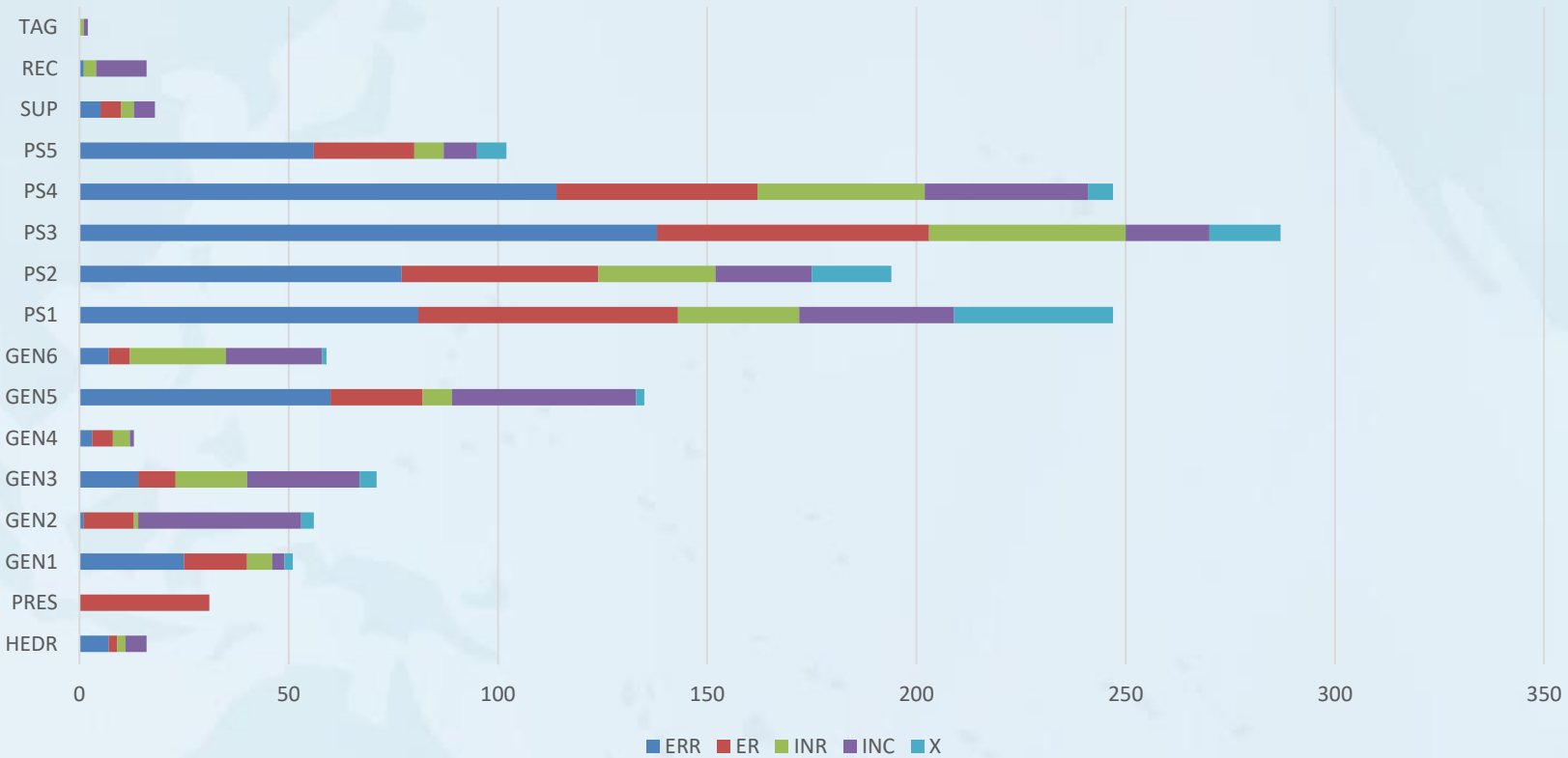




# PS Trips Debrief Data Rating



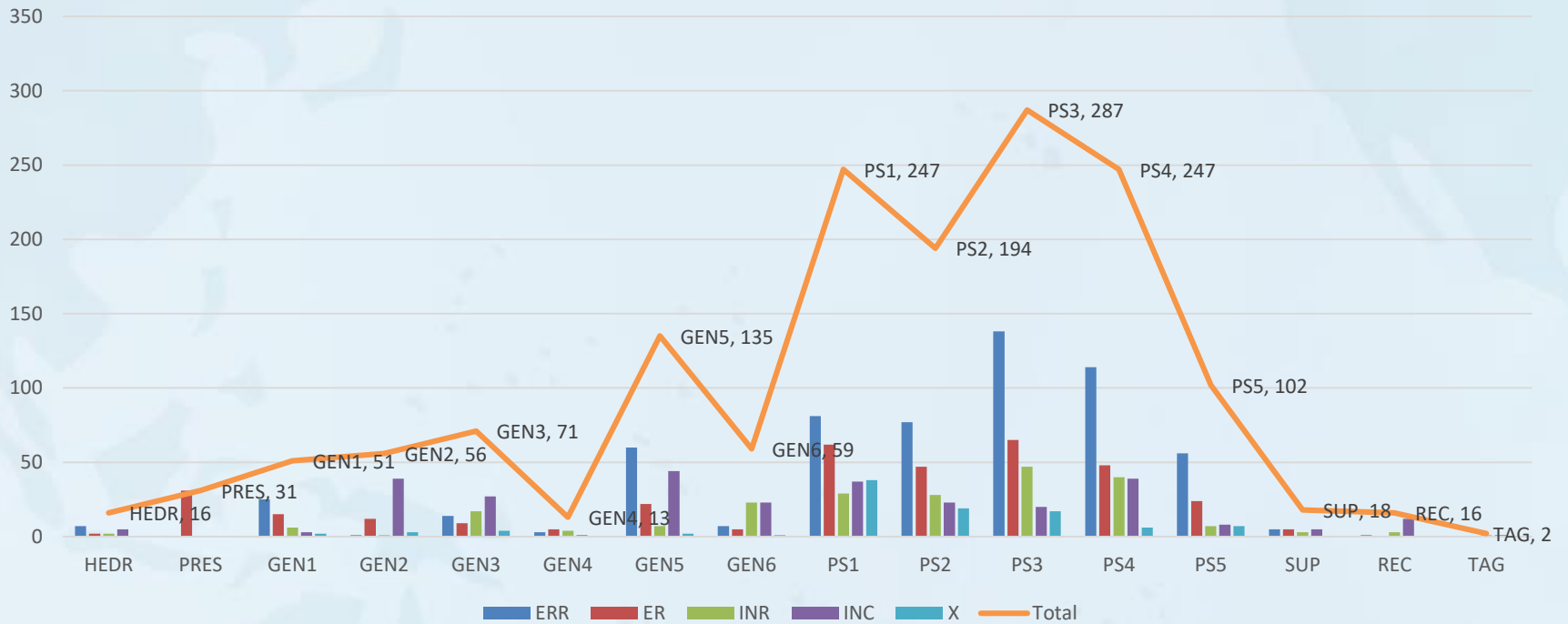
## 2018 PS Trips Debrief Data Rating



# PS Trips Debrief Data Rating Total



2018 PS Trips Debrief Data Rating Total



# Data Dissemination and Reporting



## What is DORADO Web Reporting?

### TUFMAN Reports:

- ▼ CATCH and EFFORT
  - > LONGLINE
  - > PURSE SEINE
- > LICENSING
- ▼ WCPFC
  - > WCPFC Part 1
  - > WCPFC Part 2
  - > CMM
- ▼ DATA QUALITY
  - > LOGSHEET
  - > REFERENCE
  - > LICENCES
- > NTDC Administration
- > COMPLIANCE
- ▼ CUSTOM
  - > **MISCELLANEOUS**

### TUBS Reports:

- ▼ GENERAL
  - > **ADMIN / GENERAL**
  - > WCPFC
  - > LONGLINE
  - > PURSE SEINE
- ▼ LOCALIZED
  - > GENERAL
  - > COMPLIANCE
- ▼ SPC Internal
  - > ECOSYSTEMS
- MONITOR/ASSESS
  - > FISHERIES MONITORING
  - > STOCK ASSESSMENT

# Current state



# Screens



## Login screen for Dorado Web Reporting



Dorado Login

 Sign in using Google

Sign in with your SPC account

[Forgot your password?](#)



**TUBS Reports:**

- > ADMIN
- > COMPLIANCE
- > **LOGLINE**
- > PURSE SEINE
- > REGIONAL REPORTING
- > STOCK ASSESSMENT
- > CUSTOM
- > E-MONITORING
- > FAVORITES

- 1 : **LOGLINE Observer Effort Statistics**
- 2 : LOGLINE Observer CATCH Statistics
- 3 : LOGLINE Observer LENGTH FREQUENCY
- 4 : LOGLINE Observer EFFORT MAP
- 5 : LOGLINE OBSERVER CATCH MAP
  - 3a : LOGLINE Observer LENGTH FREQUENCY - by year
- 10 : Summary Catch Statistics by YEAR, FLAG, EEZ
- 11 : Catch by YEAR, FLAG, EEZ, SPECIES and FATE
- 12 : LOGLINE -- Shark Catches and FATE, by YEAR and EEZ
- 14 : LOGLINE -- Shark and Whale Damage Summary
- 15 : LOGLINE -- Mitigation summary
- 21 : LOGLINE Observer Trip -- Summary
- 22 : LOGLINE Observer Trip -- Set/Haul Summary
- 23 : LOGLINE Observer Trip -- SSI Bycatch Summary
- 24 : LOGLINE SSI Bycatch Summary (Year)
- 31 : LOGLINE -- WCPFC key species catch and discard/release used to produce estimate for Part 1 Report
- 32 : LOGLINE -- WCPFC key species catch -- detailed statistics
- 81 : LOGLINE -- HOOK TYPE Usage by Month and Area
- 82 : LOGLINE -- Japan HOOK Usage by year
- 83 : LOGLINE -- Circle HOOK Usage by year
- 84 : LOGLINE -- HOOK Usage by year

A breakdown of EFFORT statistics for LOGLINE Observer trips by YEAR, FLAG, Observer Programme

Year

Flag

Observer Program

Observer trip id

Reset Refresh ↻



Last data entered 1 days ago.

**TUFMAN Reports:**

- ▾ CATCH and EFFORT
  - > **LONGLINE**
  - > PURSE SEINE
- > LICENSING
- ▾ WCPFC
  - > WCPFC Part 1
  - > WCPFC Part 2
  - > CMM
- ▾ DATA QUALITY
  - > LOGSHEET
  - > REFERENCE
  - > LICENCES
- > NTDC Administration
- > COMPLIANCE
- ▾ CUSTOM
  - > MISCELLANEOUS

- 1 : NATIONAL FLEET - Tuna Catch and Effort in the WCPFC Area
- 2 : NATIONAL FLEET - All Species Catch and Effort in the WCPFC Area
- 3 : NATIONAL FLEET - VESSEL TRIP Catch by set
- 4 : NATIONAL FLEET - VESSEL Catch Report
- 11 : BY FLAG - Tuna Catch and Effort by EEZ
- 12 : BY FLAG - All Species Catch and Effort by EEZ
- 14 : BY FLAG - VESSEL Catch Report
- 21 : MAP -- LONGLINE Catch and Effort by FLEET



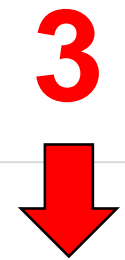
NATIONAL FLEET - LONGLINE Catch and Effort in the WCPFC Area

Year

Group By

Year\_Month ▾

Reset Report Chart





### TUFMAN report ▾

FJ ▾ andrewh@spc.int ▾

Last data entered 1 days ago.

#### TUFMAN Reports:

- ▾ CATCH and EFFORT
  - **LONGLINE**
  - PURSE SEINE
- LICENSING
- ▾ WCPFC
  - WCPFC Part 1
  - WCPFC Part 2
  - CMM
- ▾ DATA QUALITY
  - LOGSHEET
  - REFERENCE
  - LICENCES
- NTDC Administration
- COMPLIANCE
- ▾ CUSTOM
  - MISCELLANEOUS

#### LONGLINE / NATIONAL FLEET - Tuna Catch and Effort in the WCPFC Area

Number of records **12** [↓](#) (csv)

Year_Month	Vessels	Trips	100s of Hooks	ALB Catch (MT)	ALB (Kgs per 100 hooks)	ALB Catch (No.)	ALB (No. per 100 hooks)	BET Catch (MT)	BET (kgs per 100 hooks)	BET Catch (No.)	BET (No. per 100 Hooks)	YFT Catch (MT)	YFT (kgs per 100 hooks)	YFT Catch (No.)	YFT (No. per 100 hooks)	OTHER Catch (MT)	OTH Catch (No.)	TOTAL Catch (MT)	TOTAL Catch (No.)
2010-11	61	96	33183	715	21.55	41418	1.25	41	1.23	1664	0.05	133	4.02	6170	0.19	133	11712	1022	60964
2010-09	58	104	33634	619	18.41	38864	1.16	59	1.77	2665	0.08	286	8.5	13684	0.41	152	16072	1117	71285
2010-05	56	95	29603	886	29.93	57093	1.93	59	2.01	2388	0.08	343	11.57	15867	0.54	101	11528	1389	86876
2010-12	69	105	38464	744	19.35	43565	1.13	35	0.92	1356	0.04	172	4.46	7116	0.19	181	15968	1132	68005
2010-08	59	104	34067	776	22.79	54967	1.61	48	1.42	1892	0.06	351	10.31	17799	0.52	150	16305	1326	90963
2010-01	51	82	24923	465	18.65	27651	1.11	52	2.07	2013	0.08	133	5.35	6062	0.24	116	12946	765	48672
2010-02	54	87	26623	492	18.49	30574	1.15	38	1.43	1539	0.06	123	4.61	5162	0.19	109	12292	762	49567
2010-03	51	84	19803	255	12.87	15956	0.81	29	1.45	1158	0.06	79	4	3534	0.18	65	7279	427	27927
2010-04	52	83	27935	590	21.13	37769	1.35	48	1.72	1935	0.07	156	5.58	5407	0.19	72	8814	866	53925
2010-10	60	107	36272	748	20.62	42728	1.18	58	1.6	2345	0.06	225	6.19	10914	0.3	165	16929	1195	72916
2010-06	58	100	34944	1177	33.68	77218	2.21	68	1.95	2672	0.08	285	8.16	13073	0.37	156	16780	1686	109743
2010-07	57	99	35497	1153	32.48	77416	2.18	65	1.84	2620	0.07	320	9.02	17903	0.5	161	18887	1700	116826





## The future of DORADO

- This is YOUR data
- Control, analyze and share relevant data
- How could we make it more interactive, enabling data exploration?
- Getting inspiration from other reporting and analytics tools



**Thank You!**

